

HOBART701 S Ridge Avenue, Troy, OH 45374
1-888-4HOBART • www.hobartcorp.com**L800
MIXER****HOBART****STANDARD FEATURES**

- 2 H.P. Hobart Designed Fixed Speed Motor
- Gear-Driven Transmission
- 15 Minute Timer
- Four Fixed Speeds
- Open Base
- Large, Easy-To-Reach Controls
- #12 Taper Attachment Hub
- Stainless Steel Bowl Guard
- Manual Bowl Lift
- 80-Quart Stainless Steel Bowl, "B" Flat Beater, "D" Wire Whip, "ED" Dough Hook

ACCESSORIES

- Stainless Steel Bowl
- "B" Flat Beater
- "C" Wing Whip
- "D" Wire Whip
- "ED" Dough Hook
- "P" Pastry Knife
- "I" Heavy Duty Wire Whip
- Bowl Extension Ring
- Bowl Splash Cover
- Bowl Scraper
- Bowl Adapter
- Bowl Truck and Bowl Truck Adapter
- 60, 40 and 30 Quart Accessories
- Ingredient Chute
- 9" Vegetable Slicer
- Meat Chopper Attachment

MODELS

- L800 – 80-Quart All Purpose Mixer

Specifications, Details and Dimensions on Inside and Back.

**L800 MIXER**

L800 MIXER



701 S Ridge Avenue, Troy, OH 45374
1-888-4HOBART • www.hobartcorp.com

SOLUTIONS/BENEFITS

2 H.P. Hobart Designed Motor

Durability

- Heavy-duty to meet the most demanding operations

15-Minute Electric Timer

Convenience, Ease of Use, Consistency

- Supports recipe mixing times
- Simplifies operation
- Provides accurate results and eliminates overmixing

Four Fixed Speeds

Flexibility, Reliability, Consistency

- For incorporating, blending, mixing ingredients
- Supports consistent results and thorough mixing

Bowl Guard

Protection

- Safety interlock prevents operation when front portion of guard is out of position

Gear-Driven Transmission

Durability, Reliability

- Ensures consistent performance and minimum downtime with positive drive under heavy loads

Hobart Attachments

Durability, Flexibility

- Hobart manufactured accessories are designed for long-term usage under heavy-duty conditions
- Large array of attachments provide multiple uses for recipe and product processing

L800 MIXER CAPACITY CHART

Recommended Maximum Capacities - dough capacities based on 70°F. water and 12% flour moisture.

PRODUCT	AGITATORS SUITABLE FOR OPERATION	L800
CAPACITY OF BOWL (QTS. LIQUID)		80
Egg Whites	D	2 qts.
Mashed Potatoes	B & C	50 lbs.
Mayonnaise (Qts. of Oil)	B or C or D	22 qts.
Meringue (Qts. of Water)	D	3 qts.
Waffle or Hot Cake Batter	B	30 qts.
Whipped Cream	D or C	16 qts.
Cake, Angel Food (8-10 oz. cake)	C or I	60
Cake, Box or Slab	B or C	80 lbs.
Cake, Cup	B or C	80 lbs.
Cake, Layer	B or C	80 lbs.
Cake, Pound	B	80 lbs.
Cake, Short (Sponge)	C or I	70 lbs.
Cake, Sponge	C or I	54 lbs.
Cookies, Sugar	B	50 lbs.
Dough, Bread or Roll (Lt.-Med.) 60% AR	§ ED	80 lbs.*
Dough, Heavy Bread 55% AR	§ ED	60 lbs.*
Dough Pie	B & P	60 lbs.
Dough, Thin Pizza 40% AR (max. mix time 5 min.)	§‡ ED	40 lbs.□
Dough, Med. Pizza 50% AR	§‡ ED	70 lbs.□
Dough, Thick Pizza 60% AR	§‡ ED	70 lbs.*
Dough, Raised Donut 65% AR	ED	40 lbs.†
Dough, Whole Wheat 70% AR	ED	70 lbs.
Eggs & Sugar for Sponge Cake	B & C or I	36 lbs.
Icing, Fondant	B	45 lbs.
Icing, Marshmallow	C or I	6½ lbs.
Shortening & Sugar, Creamed	B	55 lbs.
Pasta, Basic Egg Noodle (max. mix time 5 min.)	ED	30 lbs.

NOTE: % AR (% Absorption Ratio) - Water weight divided by flour weight. Capacity depends on moisture content of dough. Above capacities based on 12% flour moisture at 70°F water temperature.

□ 1st Speed

* 2nd Speed

† 3rd Speed

§ If high gluten flour is used, reduce above dough batch size by 10%.

‡ 2nd speed should never be used on 50% AR or lower products.

USE OF ICE REQUIRES A 10% REDUCTION IN BATCH SIZE.

1 gallon of water weighs 8.33 lbs.

NOTE: Attachment hub should not be used while mixing.



701 S Ridge Avenue, Troy, OH 45374
1-888-4HOBART • www.hobartcorp.com

L800 MIXER

SPECIFICATIONS

MOTOR:

2 H.P., Hobart designed, high torque ball bearing, ventilated within mixer enclosure. Single-phase is capacitor-start, induction-run type. Three-phase is polyphase squirrel cage, induction-run type.

Single Phase	200V	12.7 Amps
	230V	11.0 Amps
Three Phase	200-230V	7.4 Amps
	400-460V	3.7 Amps

ELECTRICAL:

200/60/1, 230/60/1, 200-230/60/3 and 400-460/60/3 – U L Listed. Also available in 200-220/50/3 and 380-415/50/3 – not submitted for U L Listing.

CONTROLS:

Magnetic contactor with automatic resetting bimetallic thermal overload protection internally mounted. "Start-Stop" push buttons protected by rubber caps. Reduced voltage pilot circuit transformer is supplied for 400-460/60/3 machines. A 15-minute electric timer is standard.

TRANSMISSION:

Gear-driven. Gears are constant mesh heat-treated alloy steel. Anti-friction ball or roller bearings. A hardened steel worm and alloy bronze worm gear transmit power from motor to transmission. All shafts are mounted in ball or roller bearings. Circulating oil lubricant furnished to all gears. Visual type transmission oil level gauge.

SPEEDS:

Four positive speeds -

	Agitator (RPM)	Attachment (RPM)
1. First	60	68
2. Second	106	119
3. Third	177	199
4. Fourth	312	350

BOWL GUARD:

Heavy-duty stainless steel wire front and solid stainless steel rear portion. Front portion of guard rotates easily to add ingredients and install or remove agitator. It detaches in seconds for cleaning in dishwasher or sink. Rear portion of guard can be quickly cleaned in position. Guard must be in closed position before mixer will operate. The bowl support lock prevents the bowl from being lowered while mixer is running. Bowl support interlock provides further protection.

BOWL LIFT:

Hand operated, self-locking in any position.

FINISH:

Standard Metallic Gray finish, Polyurethane Enamel.

STANDARD EQUIPMENT:

Consists of the mixer unit with one (1) 80-quart stainless steel bowl, one (1) "B" flat beater, one (1) "D" wire whip, one (1) "ED" dough hook and stainless steel bowl guard.

ATTACHMENT HUB:

Comes with front-mounted Hobart standard #12 taper attachment hub for use with #12 size attachments.

NOTE: Use of attachment hub during mixing operation may result in a negative impact on performance and longevity of mixer.

ATTACHMENTS AND ACCESSORIES:

The following are available at extra cost:

Stainless Steel Bowl	Bowl Scraper
"B" Flat Beater	Bowl Truck and Bowl Truck Adapter
"C" Wing Whip	60, 40 and 30 Quart Accessories
"D" Wire Whip	Ingredient Chute
"ED" Dough Hook	9" Vegetable Slicer
"P" Pastry Knife	Meat Chopper Attachment
"I" Heavy Duty Wire Whip	
Bowl Extension Ring	
Bowl Splash Cover	



Hobart Bowl Scraper



Hobart Ingredient Chute

LISTED BY: Underwriters Laboratories, Inc. and NSF International. Certified by the Baking Industry Sanitation Standard Committee.

L800 MIXER



701 S Ridge Avenue, Troy, OH 45374
1-888-4HOBART • www.hobartcorp.com

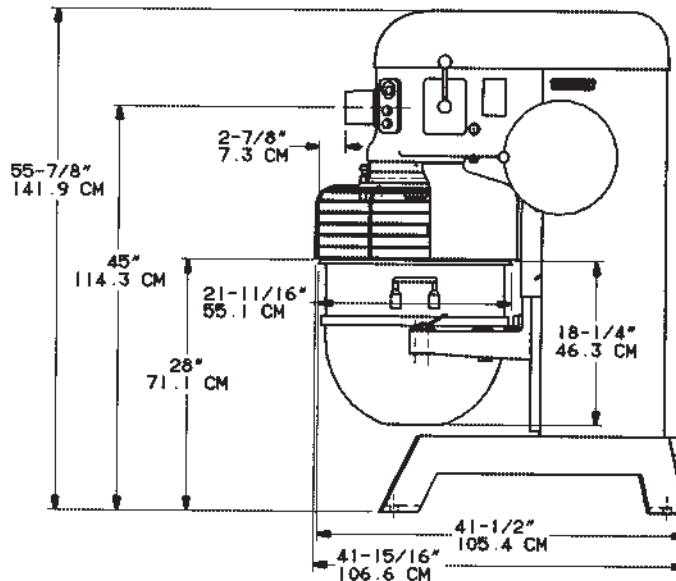
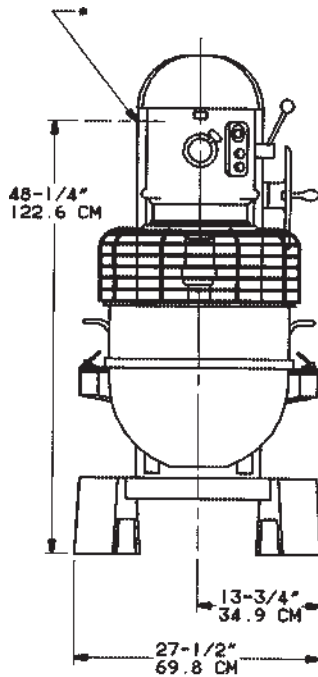
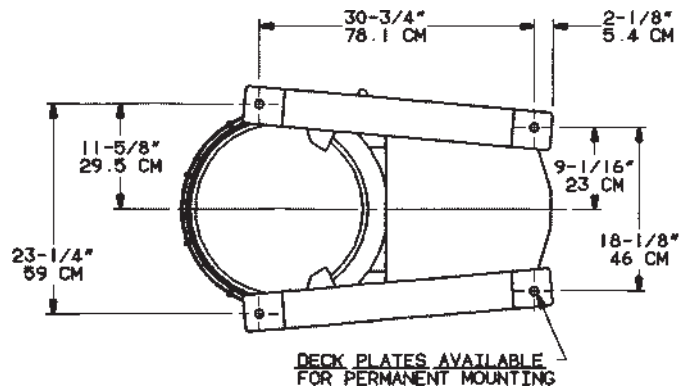
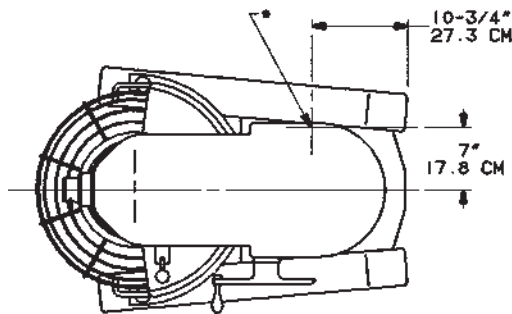
SPECIFICATIONS

ELECTRICAL SPECIFICATIONS: 200/60/1, 230/60/1, 200-230/60/3 and 400-460/60/3 – U L Listed. Also available in 200-220/50/3 and 380-415/50/3 – not submitted for U L Listing.

WEIGHT: 741 lbs. net; 805 lbs. domestic shipping.

WARRANTY: Unit has full one-year warranty on parts, labor and mileage against manufacturer's defects. Service contracts are available.

DETAILS AND DIMENSIONS



* DENOTES 1-1/16" HOLE FOR ELECTRICAL CONNECTION

NOTE: BOLTING TO FLOOR UNNECESSARY EXCEPT ON SHIPBOARD

WARNING
ELECTRICAL AND GROUNDING CONNECTIONS MUST COMPLY WITH THE APPLICABLE PORTIONS OF THE NATIONAL ELECTRICAL CODE AND/OR OTHER LOCAL ELECTRICAL CODES

As continued product improvement is a policy of Hobart, specifications are subject to change without notice.