



STEPS TO ALIGN YOUR FRAME

In exceptional cases, such as falls of your guitar or strong impacts, it may be necessary to realign the frame with the base.


This operation is performed by moving the axis of the frame to the right or to the left in order to align the wires with their locations of the base. Steps for aligning your frame:



Beat the pivot with a hammer to move the axis of the frame (picture).



Beat the opposite pivot in order to move the axis of the frame in the same direction.



Now both pivots have been moved to the right and the wires have automatically been moved further to the left than before, entering more easily into the location of the base. If you need to realign the wires to the right, perform the opposite operation.