

MODEL	WxDxH	DOOR	SHELF	H.P.	VOLT	WEIGHT
-------	-------	------	-------	------	------	--------

CDL48	48 x34x45	3	1	1/3	115	310
-------	-----------	---	---	-----	-----	-----

***Remote unit price is not including any cooling system assembly parts. (Gravity coil only)**



CDL48

FEATURES AND BENEFITS

***Excellent Cooling Performance
Over-sized Gravity Coil Keeping
food fresh.**

- *Triple Pane Glass Front, thermo-pane glass sliding doors rear
- *Exterior – Stainless Steel top, front, sides And back.
- *Interior – Aluminum sides. Stainless steel Floor.
- *One Level Adjustable Up and Down Stainless Steel Shelves
- *Independently wired Shelf Lights
- *Large Refrigerated Storage Compartment

***The Famous American Brand
“Tecumseh” Compressor**

- *Defrost Timer System**
By keeping cooling systems separate from the evaporator, it does not ice up or inhibit the compressor, giving the unit outstanding performance and a long life even in the most difficult environments.
- *these models are designed to operate in an environment where temperature & humidity °do not exceed 75 °F and 65% relative humidity.

***Self evaporated water from
evaporator (for Self-Contain
System).No Plumbing Required**
***Holds 34°F - 40°F**

*ETL listed

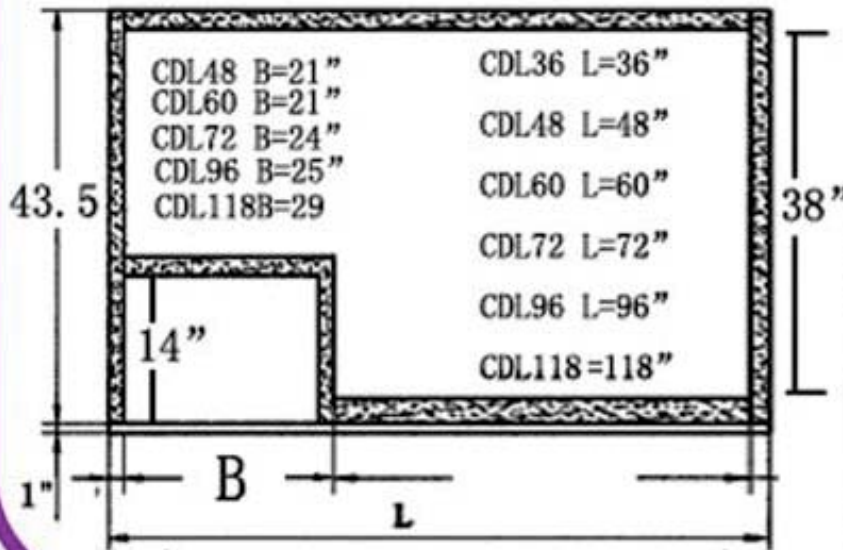


***MEA City of New York Building
Department Approved**
***Specifications Subject To Change
Without Notice**

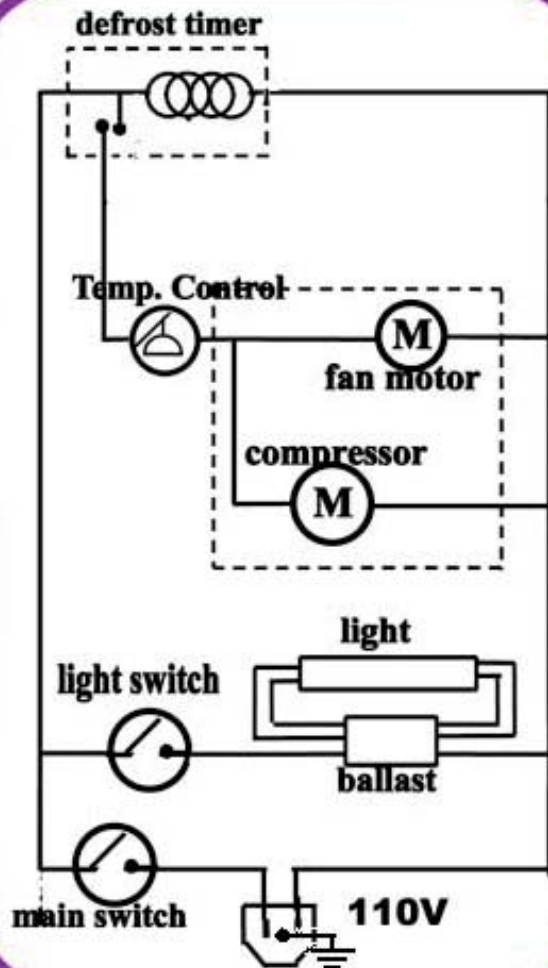
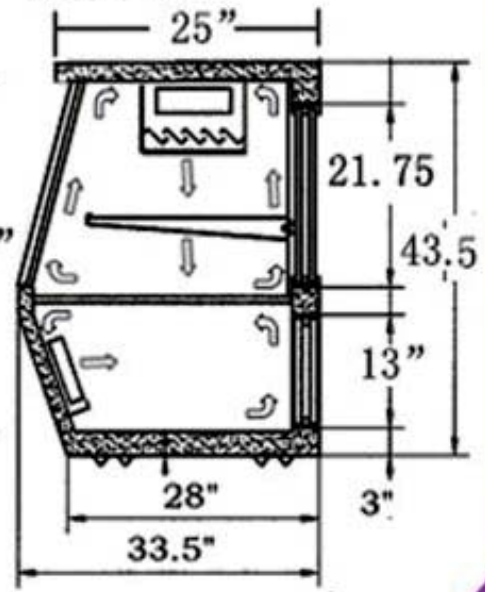
MODEL : CDL

19

FRONT VIEW



SIDE VIEW



BEST QUALITY

BEST SERVICE

BEST VALUE

SINCE 1992